


Access Unofficial Transcript in WISER

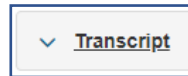
Active Students Only*

1. Log in to [WISER](#) with your campus user ID and password.

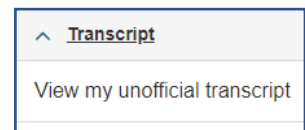
2. Click on the 'My Academics' icon:



3. Expand the 'Transcript' drop down menu:



4. Choose 'View my unofficial transcript' from the drop-down menu: (it may take a few seconds to load)



5. **Academic Institution** should be set to "University of Mass Boston"
Report Type should be set to "Unofficial"

Academic Institution	University of Mass Boston
Report Type	Unofficial

7. Next, click on the 'View Report' button (this may take a few seconds to load)

View Report

8. Download your unofficial transcript by clicking on the "view report" button and 'Save As' an Adobe document (PDF file) on your desktop.
Please note, pop-ups must be enabled.

**Inactive students or students who no longer have access to WISER must order a transcript through the [National Student Clearinghouse](#)*